


Jacket

Collective Sweater Fleece Jacket – Black/Grey – F232



[View PDF](#) [Print](#) [Email](#)

PORT AUTHORITY

Port Authority® Sweater Fleece Jacket. F232

PRODUCT MEASUREMENTS

	XS	S	M	L	XL	2XL	3XL	4XL
Chest Width	19 1/4	20 3/4	22 1/4	23 3/4	25 1/4	26 3/4	28 3/4	30 3/4
Sleeve Length	34 3/4	35 1/2	36 1/4	37	37 3/4	38 1/2	39 1/4	40
Body Length at Back	26	27	28	29	30	31	31 1/2	32


CHEST WIDTH
Measured across the chest one inch below armhole when laid flat.

SLEEVE LENGTH
Start at center of neck and measure down shoulder, down sleeve to hem.

BODY LENGTH AT BACK
Measured from high point shoulder to finished hem at back.



black



gray

Sale Price: \$75

Women’s Sweater Fleece Jacket – Black/Grey – L232



PORT AUTHORITY

Port Authority® Women's Sweater Fleece Jacket.
L232

PRODUCT MEASUREMENTS

	XS	S	M	L	XL	XXL	3XL	4XL
Size	2	4/6	8/10	12/14	16/18	20/22	24/26	28/30
Bust	17 1/4	18 1/4	19 1/4	20 3/4	22 1/4	23 3/4	25 3/4	27 3/4
Body Length at Back	25	25 1/2	26	26 1/2	27	27 1/2	28	28 1/2
Sleeve Length	32	32 1/2	33	33 5/8	34 1/4	34 7/8	35 1/4	35 5/8

BUST
Measured across the chest one inch below armhole when laid flat.

BODY LENGTH AT BACK
Measured from high point shoulder to finished hem at back.

SLEEVE LENGTH
Start at center of neck and measure down shoulder, down sleeve to hem.



black



gray

Sale Price: \$75

Vest

Port Authority Sweater Fleece Vest



[View PDF](#) [Print](#) [Email](#)

PORT AUTHORITY.

Port Authority® Sweater Fleece Vest F236

PRODUCT MEASUREMENTS


	XS	S	M	L	XL	2XL	3XL	4XL
Body Length at Back	25 3/4	26 3/4	27 3/4	28 3/4	29 3/4	30 3/4	31 1/4	31 3/4
Chest Width	18 3/4	20 1/4	21 3/4	23 1/4	24 3/4	26 1/4	28 1/4	30 1/4

BODY LENGTH AT BACK
Measured from high point shoulder to finished hem at back.

CHEST WIDTH
Measured across the chest one inch below armhole when laid flat.



black







gray

Sale Price: \$66

Pullovers and ¼ zip

Jerzees New Blend ¼ zip Cadet Collar Sweatshirt – Unisex – 995M

Black Heather	Vintage Heather Navy
	
Oxford Gray	
	



NuBlend® 1/4-Zip Cadet Collar Sweatshirt. 995M

PRODUCT MEASUREMENTS

	S	M	L	XL	2XL	3XL
Chest Width	20	22	24	26	28	30
Body Length at Back	27	28	29	30	31	32
Sleeve Length from Center Back	34 1/2	35 1/2	36 1/2	37 1/2	38 1/2	39

CHEST WIDTH
Measured across the chest one inch below armhole when laid flat.

BODY LENGTH AT BACK
Measured from high point shoulder to finished hem at back.

SLEEVE LENGTH FROM CENTER BACK
Measure from Center Back neck to shoulder point to sleeve hem.



black/navy



gray

Sale Price: \$45

1/4 Port Authority Silk touch – K584



PORT AUTHORITY.

**Port Authority® Silk Touch™ Performance 1/4-Zip
K584**

PRODUCT MEASUREMENTS

	XS	S	M	L	XL	2XL	3XL	4XL
Body Length at Back	27 1/2	28 1/2	29 1/2	30 1/2	31 1/2	32 1/2	33	33 1/2
Chest Width	18 1/2	20	21 1/2	23	24 1/2	26	28	30
Sleeve Length	34 1/2	35 1/4	36	36 3/4	37 1/2	38 1/4	39	39 3/4

BODY LENGTH AT BACK

Measured from high point shoulder to finished hem at back.

CHEST WIDTH

Measured across the chest one inch below armhole when laid flat.

SLEEVE LENGTH

Start at center of neck and measure down shoulder, down sleeve to hem.



screen print/heat transfer

Sale Price: \$40

Port & Company® Core Fleece Pullover Hooded Sweatshirt – PC78H

Jet Black 	Ash Gray 
Natural 	Left Chest ScreenPrint/Heat Transfer 



Core Fleece Pullover Hooded Sweatshirt. PC78H

PRODUCT MEASUREMENTS

	S	M	L	XL	2XL	3XL	4XL
Chest Width	20	22	24	26	28	30	32
Sleeve Length	34 1/8	35 1/8	36 1/8	37 1/8	37 5/8	38 1/8	38 5/8
Body Length at Back	28	29	30	31	32	33	34

CHEST WIDTH

Measured across the chest one inch below armhole when laid flat.

SLEEVE LENGTH





Start at center of neck and measure down shoulder, down sleeve to hem.

BODY LENGTH AT BACK

Measured from high point shoulder to finished hem at back.

Sale Price: \$45

Gildan Softstyle Crewneck Sweatshirt - SF000

Black	Sport Gray
	
Sand	Design: Full Chest Embroidery PLUS Embroidery on Sleeve -Camel and WSS embroidered on back neck
	<p>CAMPBELL UNIVERSITY EST. 2011 PHYSICIAN ASSISTANT</p> <p>CAMPBELL UNIVERSITY EST. 2011 PHYSICIAN ASSISTANT</p> <p> WSS</p> <p>Left sleeve Back Neck</p>

GILDAN®

Gildan® Softstyle® Crewneck Sweatshirt SF000

PRODUCT MEASUREMENTS

	S	M	L	XL	2XL	3XL	4XL
Body Length at Back	28	29	30	31	32	33	34
Chest Width	20	22	24	26	28	30	32
Sleeve Length from Center Back	34	35	36	37	38	39	40

BODY LENGTH AT BACK

Measured from high point shoulder to finished hem at back.

CHEST WIDTH

Measured across the chest one inch below armhole when laid flat.

SLEEVE LENGTH FROM CENTER BACK

Measure from Center Back neck to shoulder point to sleeve hem.

Sale Price: \$65

Hat: CP82 – Port and Company Brushed Twill Cap



Sale Price: \$30

Pricing

*Add \$2.00 for 2XL and \$3.00 for 3XL

EMAIL:

Hi everybody!

THE PA PROGRAM IS HAVING A **FINAL** APPAREL FUNDRAISER!! PA items are not sold in the Campbell Bookstore. This order will close on June 6th.

Pictures are provided in the attached document with **logos and sizing information!**

** This order is through a local company, so all items will be **for pickup** in the Smith Building at beginning of July. If you require additional accommodations, please reach out to me prior to placing your order.

All proceeds will be benefitting the Class of 2026 PA students' attendance at the AAPA conference.